



The How-To Guide for Students Who Submitted Test Results Then Got Vaccinated

This is for the special circumstances


STEP 1:


If you got vaccinated recently you can upload your vaccination data from this screen.



To get back to this screen use the unique link in your email.



Click on the second button to begin.

CLEARED4CLASS 
Safely Reopening Our World™


 **Triton College**


Vax Records Test Results  


Welcome Example Student

In the midst of the 2020 global Coronavirus pandemic, Triton College's main priority is to keep their staff and students as safe as possible.

Show Access Pass
Expires in 9 days

Upload Covid-19 Test Proof 

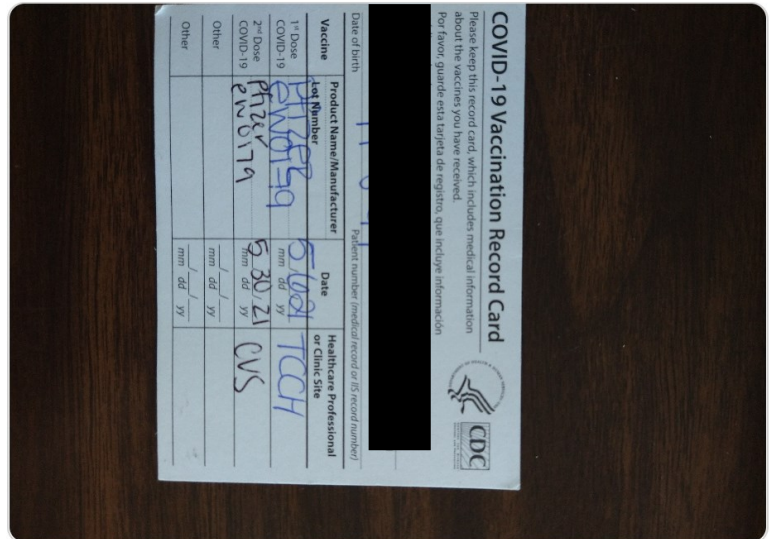
Enter Your Vaccination Data 

Decline To Provide Vaccine Proof 

Please complete the following steps to upload a photo of your vaccination card or screenshot of your digital vaccination record. If you have multiple cards with different doses or boosters, you will be able to upload them as part of this process. All records are stored in a HIPAA compliant manner.

STEP 2:

Enter your vendor, dates, and which dose you got (1st or 2nd, in some cases 3rd).



Vendor*

-- select a vendor --

Vaccination date*

Dose*

-- select --

Add

Please complete the following steps to upload a photo of your vaccination card or screenshot of your digital vaccination record. If you have multiple cards with different doses or boosters, you will be able to upload them as part of this process. All records are stored in a HIPAA compliant manner.

STEP 3:

If you have gotten another dose then **yes** the appropriate yes option.



You will be prompted to enter new data.

Submitted Successfully

Do you want to add another dose?

Yes, Use the same card

Yes, Add a new card

No, I am done

Vendor

Pfizer

Vaccination date*

05/06/2021

Dose*

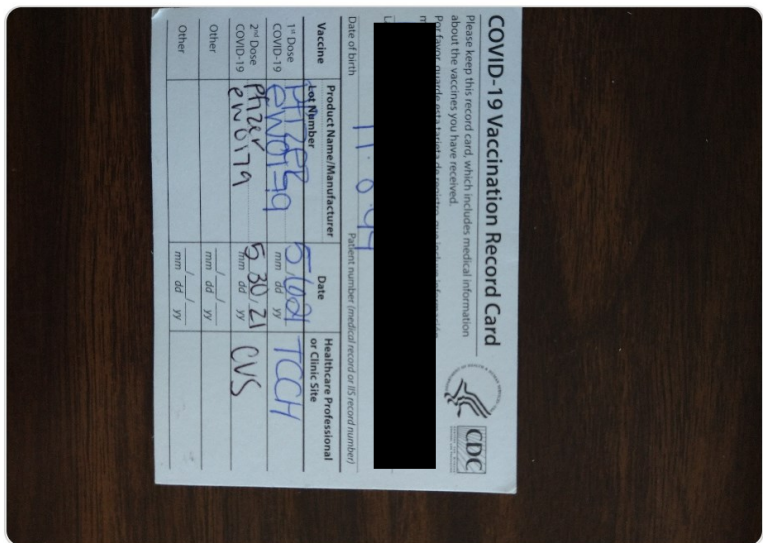
1

Add

Please complete the following steps to upload a photo of your vaccination card or screenshot of your digital vaccination record. If you have multiple cards with different doses or boosters, you will be able to upload them as part of this process. All records are stored in a HIPAA compliant manner.

STEP 4:

AGAIN, enter your vendor, dates, and which dose you got (1st or 2nd, in some cases 3rd).



Vendor*

Pfizer

Vaccination date*

05/30/2021

Dose*

2

Add

STEP 5:

Once you have entered all of your vaccine data you can click “No, I am done” to proceed to the next step.



Please complete the following steps to upload a photo of your vaccination card or screenshot of your digital vaccination record. If you have multiple cards with different doses or boosters, you will be able to upload them as part of this process. All records are stored in a HIPAA compliant manner.

1 st Dose	2 nd Dose	Other	Other	Other
COVID-19	COVID-19	COVID-19		

Submitted Successfully

Do you want to add another dose?

Yes, Use the same card

Yes, Add a new card

No, I am done

vendor

Pfizer

Vaccination date* 05/30/2021

Dose* 2

Add

© 2021 Cleared4 Privacy Terms v3.0.9



STEP 6:

You now have a record of both or all of your doses.

If you forgot to add one on the last screen you can still do so on this screen by clicking

“+Add Vax”

at the top.

Vax Records + Add Vax Done

Gallery

Dose	Status
Dose#: 2 Pfizer May 30, 2021	Completed
Dose#: 1 Pfizer May 06, 2021	Completed

© 2021 Cleared4 [Privacy](#) [Terms](#) v3.0.9

STEP :

You can show your pass anytime by clicking



“Show Access Pass”



Access this screen from your unique link in your email.

A screenshot of a web interface for Triton College. At the top left is the Triton College logo. To its right are two buttons: 'Vax Records' and 'Test Results'. Further right are icons for a QR code and a settings gear. Below this is a horizontal line. The main content area starts with a 'Welcome Example Student' heading, followed by a paragraph of text. Below the text is a large button labeled 'Show Access Pass' with the subtext 'Expires in 202 days'. Below that is another button labeled 'Decline To Provide Vaccine Proof' with a right-pointing arrow. At the bottom of the interface is a footer with copyright information, privacy and terms links, and a version number.


Triton College

Vax Records Test Results  

Welcome Example Student

In the midst of the 2020 global Coronavirus pandemic, Triton College's main priority is to keep their staff and students as safe as possible.

Show Access Pass
Expires in 202 days

Decline To Provide Vaccine Proof 

© 2021 Cleared4 Privacy Terms v3.0.9

STEP :

This is your cleared
for campus unique
pass.

Screenshot this pass
for your records.

If you lose the
screenshot you can
always access this
screen again from
the unique link in
your email.



 Triton College





Example Student

Nov 09, 2021

**Cleared For Triton
College Campus**

You are now cleared to come to Triton College
Campus. Please wear your mask, follow current
guidelines, and enjoy the campus responsibly.

© 2021 Cleared4 Privacy Terms v3.0.9